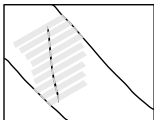


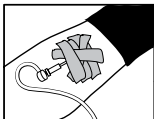
COMMON MASTISOL APPLICATION AREAS



**WOUND
CLOSURE
STRIPS**



**OSTOMY
APPLIANCE**



**IV
DRESSING**



**ENDOTRACHEAL
TUBE**



780 West Eight Mile Road, Ferndale, MI 48220
877-433-7626 • www.mastisol.com

Mastisol is a registered trademark of Ferndale IP, Inc.
MD38 05/06

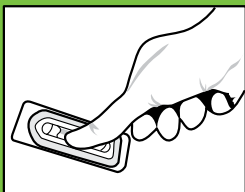
mastisol[®]

MEDICAL ADHESIVE


When you need it on firmly,
securely, easily, and safely.



Mastisol is a liquid medical adhesive
used to ensure the integrity of
dressings, tapes, and certain devices
over an extended period of time.



1 CRACK



2 PEEL



3 APPLY

3 EASY STEPS FOR SUPERIOR HOLDING POWER

Clean and dry the area where Mastisol will be applied. Place an individual vial in the blister-pak on a hard surface (label facing down). Gently apply pressure to the vial through the blister-pak to crush the inner ampule, thereby releasing the Mastisol. Do not crush the ampule more than once.

Remove the individual vial using an aseptic technique. Peel back the lid and deliver the Mastisol medical adhesive vial.

Carefully apply Mastisol by gently squeezing the vial. Apply Mastisol to the area that will be covered by the tape or dressing. Be careful not to come into contact with wound tissue. Allow Mastisol to dry for 20-30 seconds. Using an established technique place the tape or dressing in contact with Mastisol.

Warnings: For external use only.
Contains: Gum Mastic, StyraX Liquid, SD Alcohol 23A, and Methyl Salicylate
Caution: Flammable. Keep out of the reach of Children.